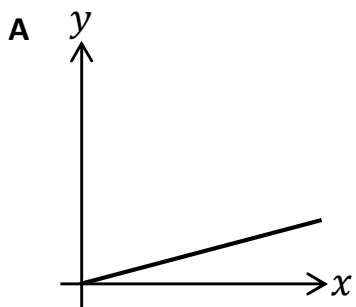


**Proportional Graphs**

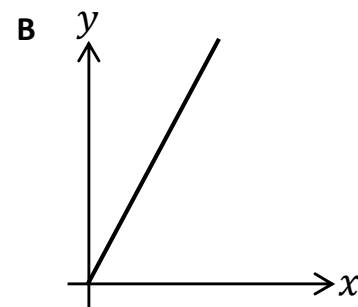
For each **black** graph, select the correct proportional relationship & complete the table of values.

( $x$  &  $y$  axes have equal scales)



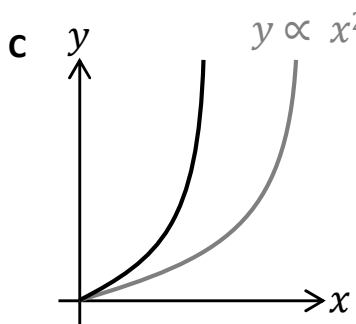
$y \propto 2x + 5$      
  $y \propto \frac{x}{4}$      
  $y \propto 4x$

$x$	0	2	4	8
$y$				



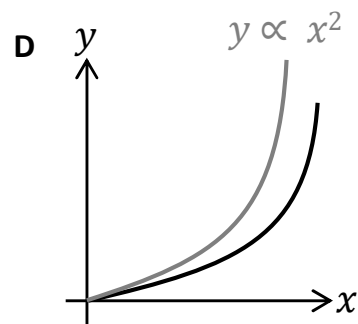
$y \propto 0.5x$      
  $y \propto \frac{x}{5}$      
  $y \propto 5x$

$x$	1	2	4	8
$y$				



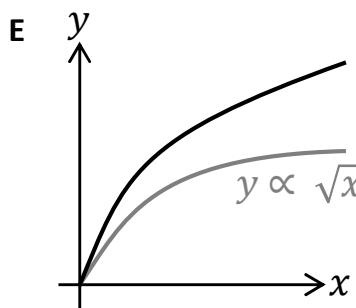
$y \propto 0.5x^2$      
  $y \propto 3x^2$      
  $y \propto \frac{5}{x^2}$

$x$	1	2	3	4
$y$				



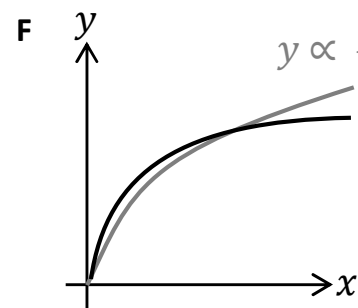
$y \propto 0.2x^2$      
  $y \propto 3x^3$      
  $y \propto 4x^2$

$x$	1	5	10	20
$y$				



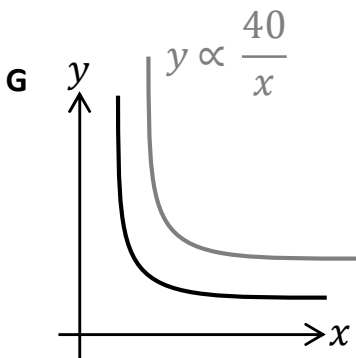
$y \propto 2\sqrt[3]{x}$      
  $y \propto 3\sqrt{x}$      
  $y \propto \frac{5}{x^2}$

$x$	1	4	9	16
$y$				



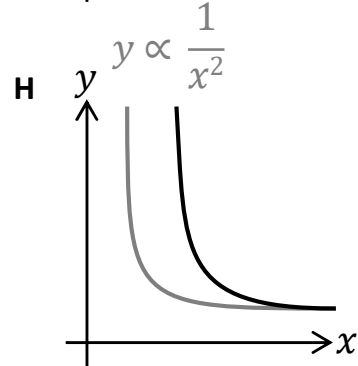
$y \propto 4\sqrt[3]{x}$      
  $y \propto \sqrt[3]{x}$      
  $y \propto 2\sqrt{x}$

$x$	1	8	64	125
$y$				



$y \propto \frac{60}{x}$      
  $y \propto \frac{1}{x^2}$      
  $y \propto \frac{20}{x}$

$x$	1	2	4	10
$y$				



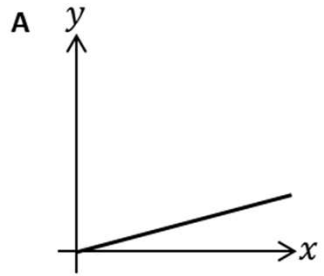
$y \propto \frac{5}{x^2}$      
  $y \propto \frac{1}{x^3}$      
  $y \propto \frac{1}{\sqrt{x}}$

$x$	1	2	5	10
$y$				

**Proportional Graphs**

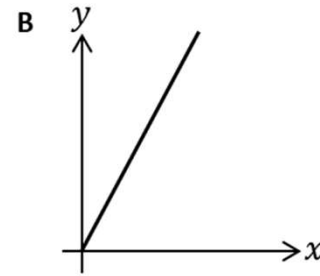
For each **black** graph, select the correct proportional relationship & complete the table of values.

(x & y axes have equal scales)



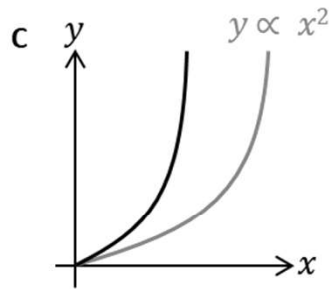
$y \propto 2x + 5$      $y \propto \frac{x}{4}$      $y \propto 4x$

x	0	2	4	8
y	0	0.5	1	2



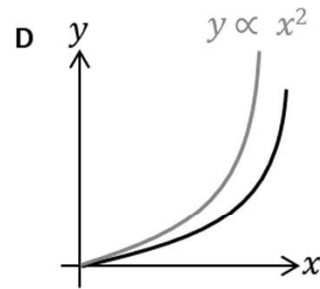
$y \propto 0.5x$      $y \propto \frac{x}{5}$      $y \propto 5x$

x	1	2	4	8
y	5	10	20	40



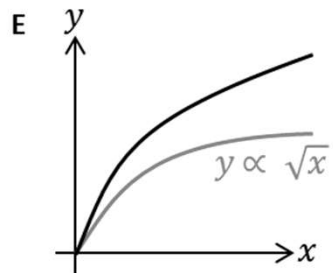
$y \propto 0.5x^2$      $y \propto 3x^2$      $y \propto \frac{5}{x^2}$

x	1	2	3	4
y	3	12	27	48



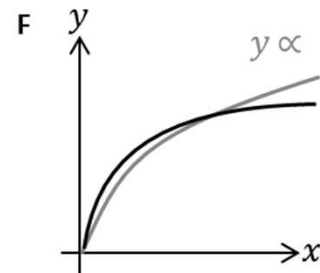
$y \propto 0.2x^2$      $y \propto 3x^3$      $y \propto 4x^2$

x	1	5	10	20
y	0.2	5	20	80



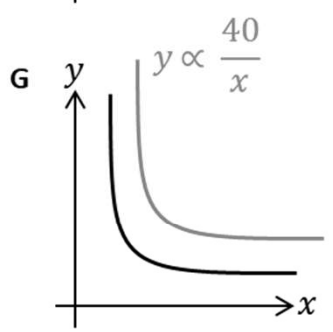
$y \propto 2\sqrt[3]{x}$      $y \propto 3\sqrt{x}$      $y \propto \frac{5}{x^2}$

x	1	4	9	16
y	3	6	9	12



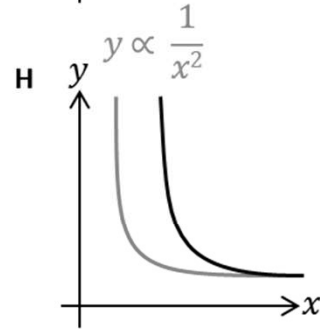
$y \propto 4\sqrt[3]{x}$      $y \propto \sqrt[3]{x}$      $y \propto 2\sqrt{x}$

x	1	8	64	125
y	1	2	4	5



$y \propto \frac{60}{x}$      $y \propto \frac{1}{x^2}$      $y \propto \frac{20}{x}$

x	1	2	4	10
y	20	10	5	2



$y \propto \frac{5}{x^2}$      $y \propto \frac{1}{x^3}$      $y \propto \frac{1}{\sqrt{x}}$

x	1	2	5	10
y	5	1.25	0.2	0.05