

## Science Scores

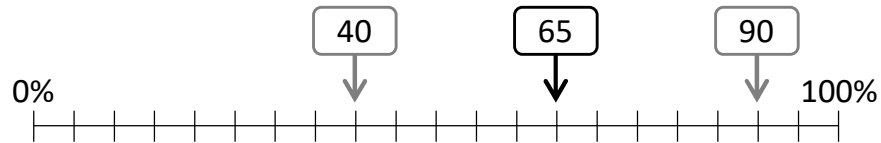
6 classes took a science test. The scales show the median and the highest & lowest scores in the class.

Calculate the range for each class.

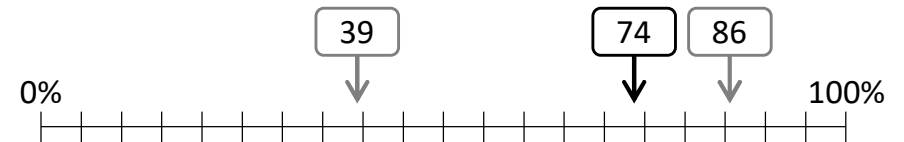


What comparisons can we make between the classes? Which class did best?

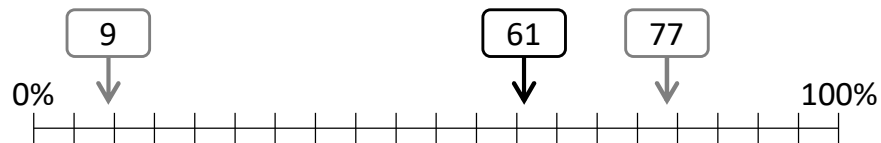
Class 7YA



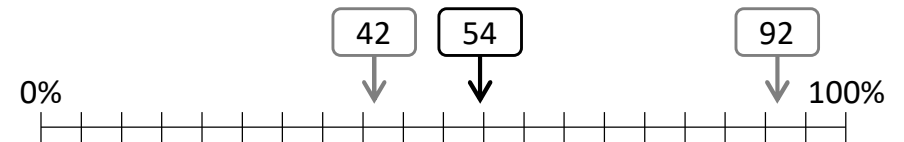
Class 7ZB



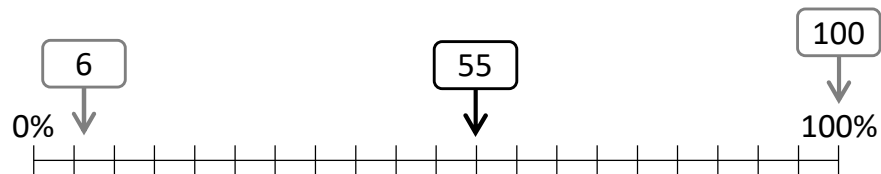
Class 7YC



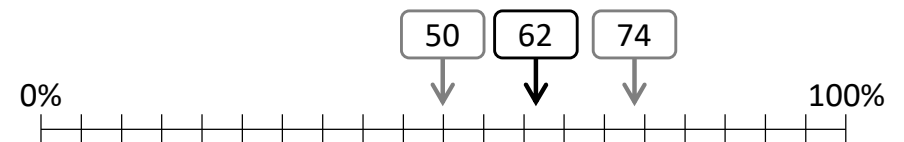
Class 7YB



Class 7ZA



Class 7XA



## Science Scores

6 classes took a science test. The scales show the median and the highest & lowest scores in the class.

Calculate the range for each class.



What comparisons can we make between the classes? Which class did best?

