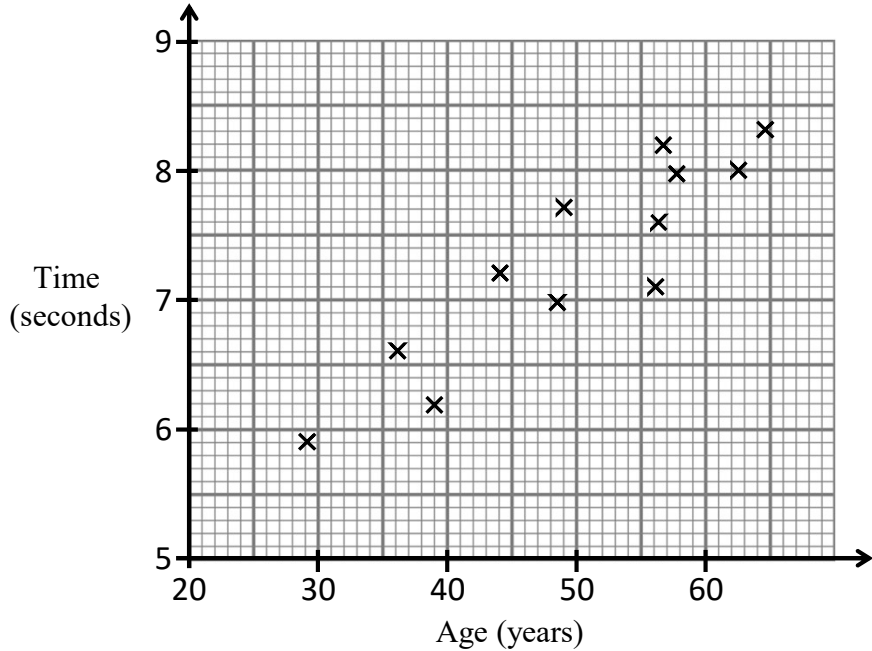




1 Liam tests the mental maths abilities of different people by setting short questions and recording the time taken to answer. Some of his results are shown in the scatter diagram.



(a) The table shows four more results.

Age (years)	45	40	62	53
Time (seconds)	6.5	6.8	8.4	7.2

[2]

Plot these points on the scatter diagram.

(b) What type of correlation is shown in this scatter diagram?

..... [1]

(c) (i) Draw a line of best fit on the scatter diagram.

[1]

(ii) Use your line of best fit to estimate the age of a person who took 7.6 seconds.

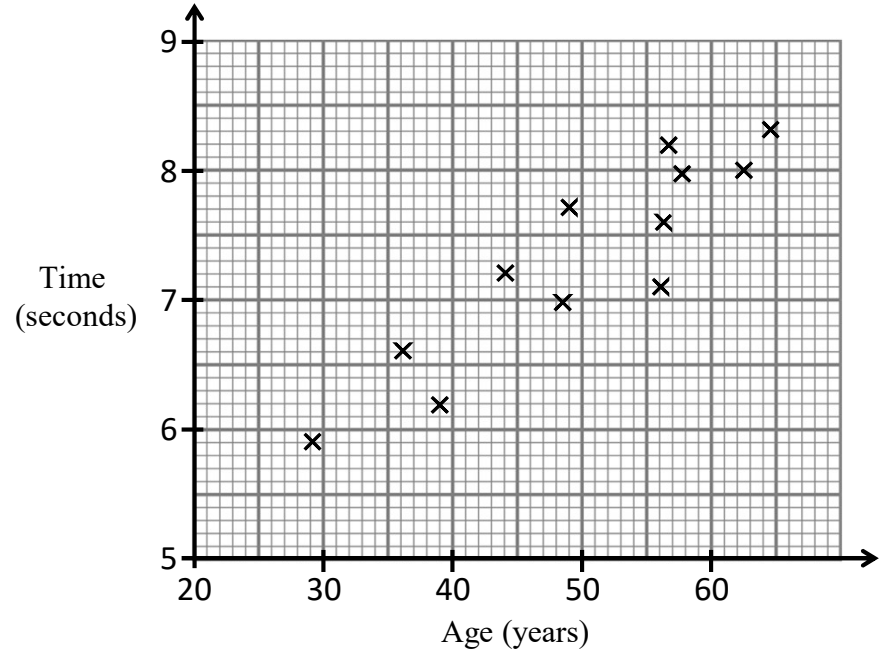
..... years [1]

(d) Work out the percentage of the people that were between 55 and 65 years old

..... % [3]



1 Liam tests the mental maths abilities of different people by setting short questions and recording the time taken to answer. Some of his results are shown in the scatter diagram.



(a) The table shows four more results.

Age (years)	45	40	62	53
Time (seconds)	6.5	6.8	8.4	7.2

[2]

Plot these points on the scatter diagram.

(b) What type of correlation is shown in this scatter diagram?

..... [1]

(c) (i) Draw a line of best fit on the scatter diagram.

[1]

(ii) Use your line of best fit to estimate the age of a person who took 7.6 seconds.

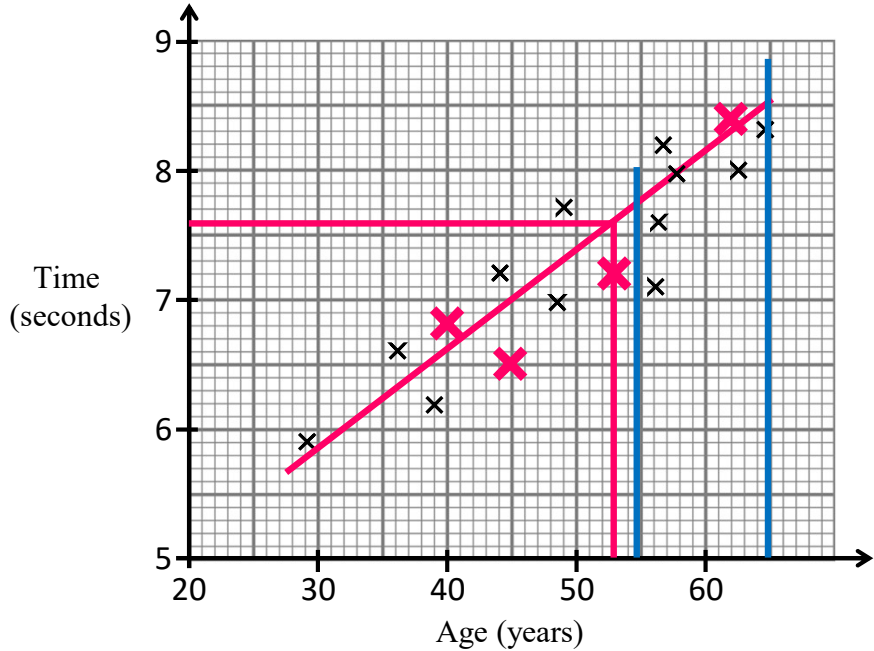
..... years [1]

(d) Work out the percentage of the people that were between 55 and 65 years old

..... % [3]



- 1 Liam tests the mental maths abilities of different people by setting short questions and recording the time taken to answer. Some of his results are shown in the scatter diagram.



(a) The table shows four more results.

Age (years)	45	40	62	53
Time (seconds)	6.5	6.8	8.4	7.2

[2]

Plot these points on the scatter diagram.

(b) What type of correlation is shown in this scatter diagram?

..... **Positive** [1]

(c) (i) Draw a line of best fit on the scatter diagram. [1]

(ii) Use your line of best fit to estimate the age of a person who took 7.6 seconds.

..... **53** ..... years [1]

(d) Work out the percentage of the people that were between 55 and 65 years old

$\frac{7}{15} \times 100 =$  ..... **46.7** ..... % [3]